



KARTING KARTING

ÍNDICE DE CONTENIDOS

PÁG

EMBRAGUES - KARTING

684-685

CLUTCHES - KARTING




KARTING


HONDA	01-521
<p>GX-160, 200</p> <p>REDUCTORA 2:1 PARA EJE 20 MM</p> <p>SALIDA EJE 20 MM</p>	

HONDA	01-522
<p>GX-270, 390</p> <p>REDUCTORA 2:1 PARA EJE 25 MM</p> <p>SALIDA EJE 22 MM</p>	


HONDA	01-543
<p>GX-120 GX-160 GX-200 GX-270</p>	
<p>Ref. Orig. 22201822610</p>	

HONDA	22201-822-610
<p>GX-120 GX-160 GX-200 GX-270</p>	
 <p>Ref. Orig. 22201822610</p>	

HONDA	01-518
<p>GX-120 GX-160 GX-200 GX-270</p>	
<p>Ref. Orig. 22350822610</p>	

HONDA	22350-822-610
<p>GX-120 GX-160 GX-200 GX-270</p>	
 <p>Ref. Orig. 22350822610</p>	

HONDA	01-512
<p>GX-120 GX-160 GX-200 GX-270</p>	
<p>Ref. Orig. 22311822610</p>	

HONDA	22311-822-610
<p>GX-120 GX-160 GX-200 GX-270</p>	
 <p>Ref. Orig. 22311822610</p>	

HONDA	01-516
<p>GX-160 GX-200</p> <p>EJE 20 MM CHAVETA 5 MM</p>	
<p>Ref. Orig. 23711822610</p>	

HONDA	01-643
<p>22 MM CHAVETA 7 MM</p> <p>GX-240 GX-270 GX-390</p>	

KARTING



HONDA	01-525
GX-120 GX-160 GX-200	
Ref. Orig. 21691ZH8800	

HONDA	01-526
GX-270 GX-390	

HONDA	21-315
SEPRADOR REDUCTOR DIAM. INT. 20 MM ESPESOR 7 MM	
GX-160 GX-200	
Ref. Orig. 90403883620	

HONDA	01-515
GX-240 GX-270	
DIAM. INTERIOR 25 MM ALTURA 7,5 MM	
Ref. Orig. 90403889000	

HONDA	01-517
GX-120 GX-160 GX-200 GX-270	
Ref. Orig. 22411822611	

HONDA	01-519
GX-270 GX-390	
Ref. Orig. 23120889750	

HONDA	01-514
GX-270 GX-390	
25 MM	
Ref. Orig. 22121889750	

HONDA	01-520
GX-120 GX-160 GX-200 GX-270	
Ref. Orig. 23161822611	

HONDA	01-524
GX-120 GX-160 GX-200	
Ref. Orig. 21591ZH8620	

HONDA	01-513
GX-120 GX-160 GX-200 GX-270	
Ref. Orig. 25620805612 25651883621	

YAMAHA	YAR-0001
NBR 35 X 46 X 11 MM PARA EMBRAGUE ACEITE	
YAMAHA MZ-300, MX-300, 400	